V25
1:50

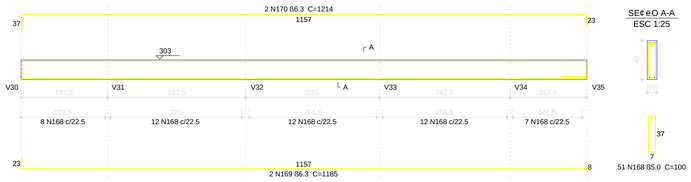

V26
1:50

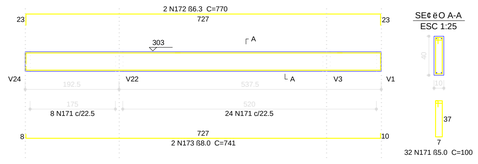

V27
1:50

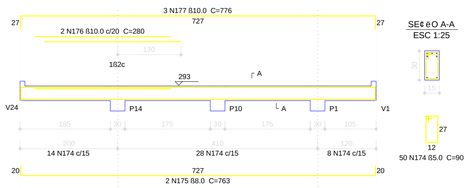

V28
1:50

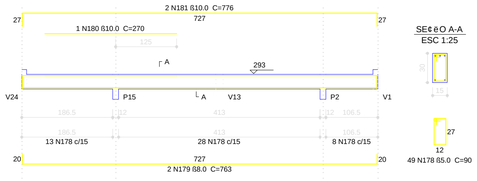

V29
1:50

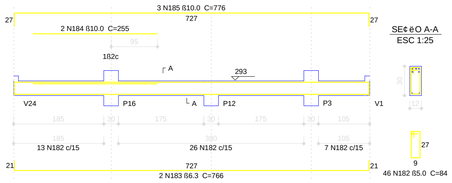

V30
1:50

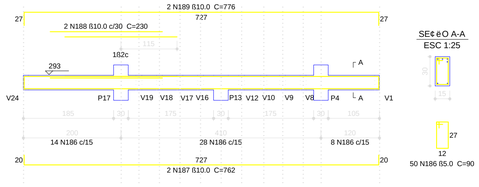

V31
1:50



V32
1:50

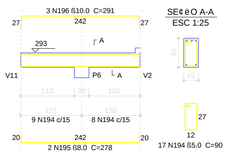

V33
1:50

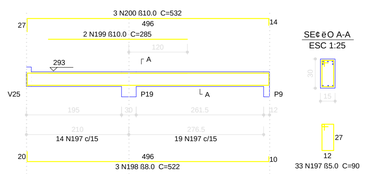

V34
1:50

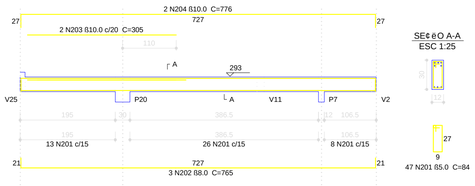

V35
1:50



V36
1:50



Rela-«o do a-o - VIGAS DE COBERTURA

ELEMENTO	A¢O	N	DIAM	Q	UNIT (cm)	C.TOTAL (cm)
V1	CA60	1	5.0	50	100	5000
	CA50	2	8.0	2	1148	2296
	CA50	3	8.0	2	1178	2356
V2	CA60	4	5.0	50	100	5000
	CA50	5	6.3	2	203	406
	CA50	6	8.0	2	1178	2356
	CA50	7	8.0	2	1058	2116
V3	CA60	8	5.0	49	90	4410
	CA50	9	8.0	2	754	1508
	CA50	10	10.0	3	781	2343
	CA50	11	12.5	1	220	220
V4	CA60	12	5.0	26	90	2340
	CA50	13	10.0	2	418	836
	CA50	14	10.0	3	461	1383
V5	CA50	15	5.0	12	84	1008
	CA50	16	8.0	2	198	396
	CA50	17	10.0	2	226	452
V6	CA60	18	5.0	9	90	810
	CA50	19	8.0	2	149	298
	CA50	20	8.0	2	185	370
V7	CA60	21	5.0	29	84	2436
	CA50	22	8.0	2	468	936
	CA50	23	10.0	3	479	1437
V8	CA60	24	5.0	12	84	1008
	CA50	25	6.3	2	202	404
	CA50	26	6.3	2	222	444
V9	CA60	27	5.0	12	84	1008
	CA50	28	6.3	2	202	404
	CA50	29	6.3	2	227	454
V10	CA60	30	5.0	12	84	1008
	CA50	31	6.3	2	202	404
	CA50	32	6.3	2	227	454
V11	CA60	33	5.0	37	90	3330
	CA50	34	8.0	2	618	1236
	CA50	35	10.0	2	586	1172
V12	CA60	36	5.0	12	84	1008
	CA50	37	6.3	2	202	404
	CA50	38	6.3	2	227	454
V13	CA60	39	5.0	36	90	3240
	CA50	40	8.0	2	202	404
	CA50	41	8.0	2	594	1188
	CA50	42	10.0	2	568	1136
V14	CA60	43	5.0	26	90	2340
	CA50	44	10.0	3	424	1272
	CA50	45	10.0	3	480	1440
V15	CA60	46	5.0	12	84	1008
	CA50	47	6.3	2	201	402
	CA50	48	12.5	2	234	468
V16	CA60	49	5.0	12	84	1008
	CA50	50	6.3	2	202	404
	CA50	51	6.3	2	227	454
V17	CA60	52	5.0	12	84	1008
	CA50	53	6.3	2	202	404
	CA50	54	6.3	2	227	454
V18	CA60	55	5.0	11	84	924
	CA50	56	6.3	2	182	364
	CA50	57	6.3	2	221	442
V19	CA60	58	5.0	12	84	1008
	CA50	59	6.3	2	202	404
	CA50	60	6.3	2	227	454
V20	CA60	61	5.0	37	90	3330
	CA50	62	8.0	2	567	1134
	CA50	63	8.0	2	603	1206
V21	CA60	64	5.0	29	90	2610
	CA50	65	8.0	2	464	928
	CA50	66	10.0	1	205	205
	CA50	67	10.0	3	477	1431
V22	CA60	68	5.0	75	90	6750
	CA50	69	10.0	2	1153	2306
	CA50	70	10.0	3	1186	3558
	CA50	71	12.5	1	324	324
V23	CA60	72	5.0	12	84	1008
	CA50	73	6.3	2	201	402
	CA50	74	10.0	2	233	466
V24	CA60	75	5.0	50	100	5000
	CA50	76	6.3	2	1149	2298
	CA50	77	6.3	2	1184	2368
V25	CA60	78	5.0	51	100	5100
	CA50	79	6.3	2	1185	2370
	CA50	80	6.3	2	1214	2428
V26	CA60	81	5.0	32	100	3200
	CA50	82	6.3	2	770	1540
	CA50	83	8.0	2	741	1482
V27	CA60	84	5.0	50	90	4500
	CA50	85	8.0	2	763	1526
	CA50	86	10.0	2	280	560
	CA50	87	10.0	3	776	2328
V28	CA60	88	5.0	49	90	4410
	CA50	89	8.0	2	763	1526
	CA50	90	10.0	1	270	270
	CA50	91	10.0	2	776	1552
V29	CA60	92	5.0	46	84	3864
	CA50	93	6.3	2	766	1532
	CA50	94	10.0	2	255	510
	CA50	95	10.0	3	776	2328
V30	CA60	96	5.0	50	90	4500
	CA50	97	10.0	2	762	1524
	CA50	98	10.0	2	230	460
	CA50	99	10.0	2	776	1552
V31	CA60	100	5.0	50	90	4500
	CA50	101	8.0	2	765	1530
	CA50	102	10.0	1	185	185
	CA50	103	10.0	2	778	1556
V32	CA60	104	5.0	17	90	1530
	CA50	105	8.0	2	278	556
	CA50	106	10.0	3	291	873
V33	CA60	107	5.0	33	90	2970
	CA50	108	8.0	3	522	1566
	CA50	109	10.0	2	285	570
	CA50	110	10.0	3	532	1596
V34	CA60	111	5.0	47	84	3948
	CA50	112	8.0	3	765	2295
	CA50	113	10.0	2	305	610
	CA50	114	10.0	2	776	1552
V35	CA60	115	5.0	45	84	3780
	CA50	116	8.0	3	765	2295
	CA50	117	10.0	2	285	570
	CA50	118	10.0	3	776	2328
V35-1	CA60	119	5.0	32	100	3200
	CA50	120	6.3	3	755	2265
	CA50	121	6.3	3	784	2352

Resumo do a-o

A¢O	DIAM	C.TOTAL (m)	PESO + 10 % (kg)
CA50	6.3	251.7	67.7
	8.0	315.1	136.7
	10.0	403.7	273.7
	12.5	10.2	10.7
CA60	5.0	1031.1	174.8

PESO TOTAL

CA50	488.9
CA60	174.8

Vol. de concreto total (C-25) = 7.97 mj
Área de forma total = 152.44 mj

ESPECIFICA¢ì ES DO CONCRETO:

- RESISTąNCIA CARACTERÍSTICA - FCK ≥ 25 MPa
- UTILIZAR COMO AGREGADO GRAĐDO, BRITAS 1 E 2 (50%+50%).
- FATOR ĆGUA CIMENTO ≤ 0,6.
- ABATIMENTO: SLUMP 10 ± 2
- PARA SEREM EVITADAS FISSURAS DEVIDO ê RETRA¢ëO DE SECAGEM NAS LAJES E VIGAS NëO DEVE SER UTILIZADO CONCRETO COM CIMENTO TIPO CPV-ARI OU CPV-ARI-RS. PODE SER UTILIZADO CIMENTO DO TIPO CPII OU CPIV, ADITIVADO OU NëO.

3eixos
JUAN W. MOORE E.
av. rio branco nº414
bairro: ed.lópes - centro
Florianópolis - SC Fone: (48) 3028-6803
e-mail: eng_moore@yahoo.com.br

	Revis»es de Projeto		
4			
3			
2			
1	Rev. 01	ANA ROSA	08/12/2011
0	Emiss«o inicial	ANA ROSA	22/10/2011
NÁ	ComentŠrio	Autor	Data

OBRA: Revitaliza-«o Pra-a Lauro Muller

ENDERE¢O: --------

RESPONSĆVEL TECNICO: Juan W. Moore E. CREA: 055136-3

PRANCHA: **DETALHAMENTO DE VIGAS - PVTO COBERTURA**

PAVIMENTO: COBERTURA | UNIDADE: 01 | CONJUNTO 01

PROPRIETÓRIO: Prefeitura Municipal de Campos Novos

DESENHO: Ana Paula Rosa | DATA: 22/10/2011 | FOLHA 06 / 07

A1 - 841 x 594mm